




A



B




C



D




E




F







G



H




I



J




K




L







M




N




O



P




Q




R







S



T




U



V




W




X





Y



Z




Gobble
Gobble!



Gobble
Gobble!



Gobble
Gobble!



Gobble
Gobble!



Gobble Gobble!

Letter Sounds/Object Recognition Card Game

Thank you for downloading this FREE resource at ChildCareEd! This activity can be printed out in either color or black/white. These flashcards can be used in a fun card game for individuals or in small groups for sound recognition.

Materials needed:

1. Letter cards (printed and laminated for repeated use)
2. Basket

Directions:

1. Shuffle all cards and put them in the box/basket.
2. Draw a card, and make the sound associated with the letter on the card. If the sound made is correct, you can keep the card.
3. When the "Gobble Gobble" card is picked, make gobble gobble sounds and return all the cards to the basket to restart the round.

Extension:

1. Try naming objects starting with the letter on the card!

Celebrate with this engaging Thanksgiving-themed letter natch cards!