






Free resource developed by [www.ChildCareED.com](http://www.ChildCareED.com)

Licensed Under CCBY (link: <https://creativecommons.org/licenses/by/2.0/deed.en>)

Picture credits to: <https://pixabay.com/vectors/anthropomorphic-cookie-decoration-1297309/>



# Measuring Gingerbread Activity

Thank you for downloading this FREE resource at ChildCareEd! This activity can be printed out in black/white. This activity should be ideally for pairs or small groups.

## Materials:

- Gingerbread Person template (cut out)
- Gumdrops OR pompoms
- Dry-erase boards, markers, and erasers

## Directions:

- Direct children to use the gumdrops/pompoms to measure the height and width of the gingerbread person, and to record their numbers on their boards. Children can share their answers and discuss if their answers are different.
- Guide/facilitate children in measuring different heights and widths (e.g. armspan, etc.)

Celebrate with this engaging winter-themed measuring game!