



snowy owl



polar bear




hare



penguin



caribou



fox

My Book of
Winter
Animals

Name: _____



Free resource developed by www.ChildCareED.com

Licensed Under CC BY (link): <https://creativecommons.org/licenses/by/2.0/deed.en>

Picture credits to: <https://pixabay.com/vectors/large-walking-animal-antlers-47512/>

<https://pixabay.com/vectors/fox-wildlife-animal-mammal-312203/>

<https://pixabay.com/vectors/penguin-bird-animal-waddle-cold-47984/>

<https://pixabay.com/vectors/rabbit-animal-wildlife-nature-161467/>

<https://pixabay.com/vectors/bear-cub-animal-fur-polar-baby-30787/>

<https://pixabay.com/vectors/snowy-owl-owl-bird-animal-7218262/>

Winter Animals Minibook

Thank you for downloading this FREE resource at ChildCareEd! This activity can be printed out in black/white. This book can be put together with children to teach them about animals in winter.

Materials:

- My Book of Winter Animals book
- Scissors
- Crayons
- Pencils

Directions:

- Cut out the Winter Animals Minibook.
- Ask children to write the words and color in the pictures
- Either the teacher or child will cut the folded line by folding the paper width-wise and cutting to the end of the dotted line. Put together the 8-page book.

Celebrate with this engaging winter-themed minibook!

