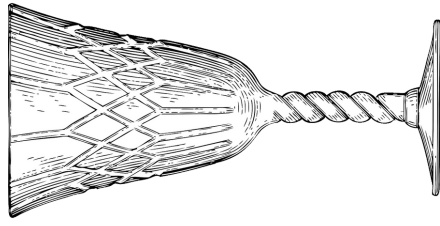



holder


candle



unity cup

Name: _____

My Book of
Kwanzaa
Words



mat

candles

seven



gifts

corn



crops



Free resource developed by www.ChildCareED.com

Licensed Under CCBY (link): <https://creativecommons.org/licenses/by/2.0/deed.en>

Picture credits to: <https://pixabay.com/vectors/candleholder-candle-holder-152035/>

<https://pixabay.com/vectors/corn-food-maize-plant-agriculture-296956/>

<https://pixabay.com/vectors/gift-present-box-wrapped-bow-575400/>

<https://pixabay.com/vectors/fruit-basket-vegetable-nutrition-40276/>

<https://pixabay.com/vectors/glass-crystal-goblet-wine-29509/>

<https://openclipart.org/detail/311291/basic-kwanzaa-kinara>

My Book of Kwanzaa Words Booklet

Thank you for downloading this FREE resource at ChildCareEd! This activity can be printed out in black/white. This book can be put together with children to teach them about the Hanukkah holiday

Materials:

- My Book of Kwanzaa Words book
- Scissors
- Crayons
- Pencils

Directions:

- Cut out the Book of Kwanzaa words.
- Ask children to write the words and color in the pictures
- Either the teacher or child will cut the folded line by folding the paper width-wise and cutting to the end of the dotted line. Put together the 8-page book.

Celebrate with this engaging Hannukah-themed memory card game!

